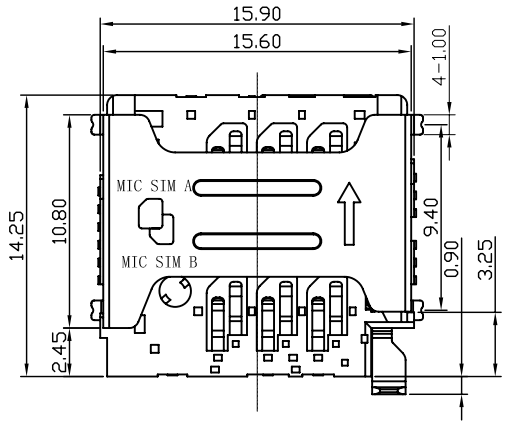

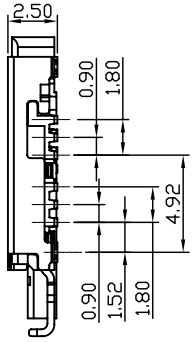

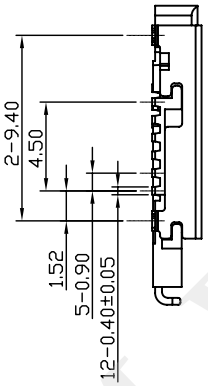

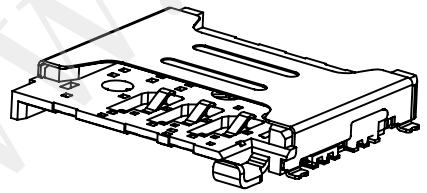

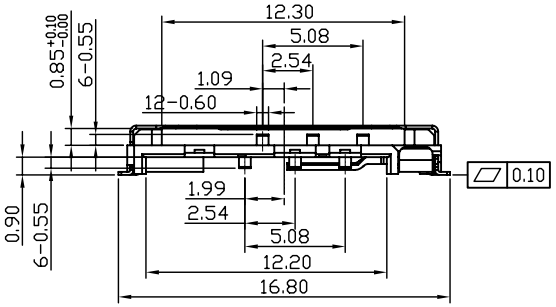

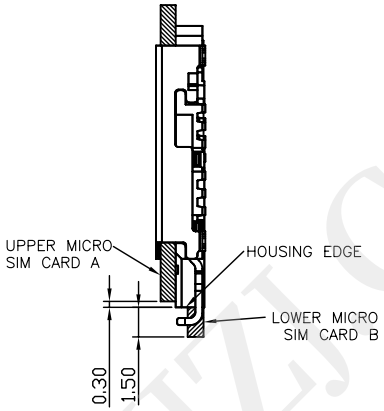

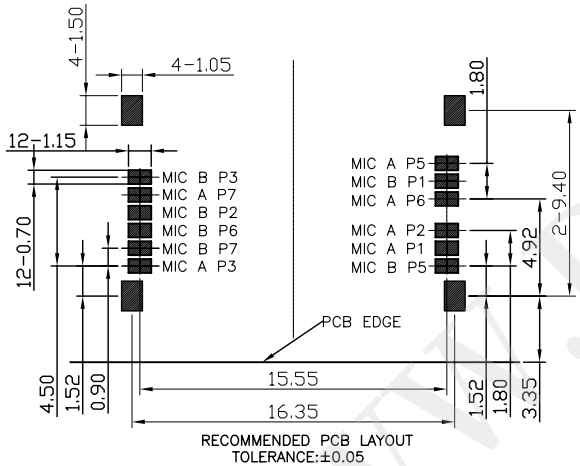

PIN No	DESCRIPTION
P1-A/B	VCC : SUPPLY VOLTAGE
P2-A/B	RST : RESET SIGNAL
P3-A/B	CLK : CLOCK SIGNAL
P5-A/B	GND
P6-A/B	VPP : VARIABLE SUPPLY VOLTAGE
P7-A/B	I/O : SERIAL DATA INPUT/OUTPUT

NOTES:
1. MATERIAL:
   - 1.1 Housing:High Temperature Thermoplastic UL94V-0; Color:Black.
   - 1.2 Terminal:Copper Alloy, T=0.15mm.
   - 1.3 Shell:Stainless Steel,T=0.15mm
   - 1.4 Drawbar:Stainless Steel,T=0.30mm
2. FINISH:
   - 2.1 Terminal: Plated Gold on the Contact Area and Solder Tails, Underplated Nickel Over all.
   - 2.2 Shell: Plated Gold on the Solder Tails, Underplated Nickel Over all.
3. SPECIALITY:
   - 3.1 Rated current:0.5A
   - 3.2 Rated voltage:30V
   - 3.3 Contact Resistance:50mΩ MAX
   - 3.4 Insulation Resistance:100MΩ MIN 100V DC
   - 3.5 Dielectric withstanding voltage: 100V AC.
   - 3.6 Solder ability:245±5℃, 5±0.5s.
   - 3.7 Durability:5000 Cycles Min.

深圳市华宇创精密电子有限公司

TOLERANCE: X.X ±0.30, X.XX ±0.25, X.XXX ±0.15, X.' ±2', X.X' ±0.5'	DRAWED BY: 陈一鸣	DATE: 2014-02-23	PART NAME: 2.5H DOUBLE MICRO SIM CARD SMT TYPE
	CHECKED BY: 马跃	DATE: 2014-02-23	PART NO. HYC52-2IN112-250
UNIT: mm [inch]			MOLD NO.
	APPROVED BY: 邱国夷	DATE: 2014-02-23	DRAW NO. HYC-1909171458
SCALE:1:1	SIZE: A4		SHEET NO. 1 OF 1

WWW.DZYJZJ.COM